

Issue No. 2 • Dec. 2005

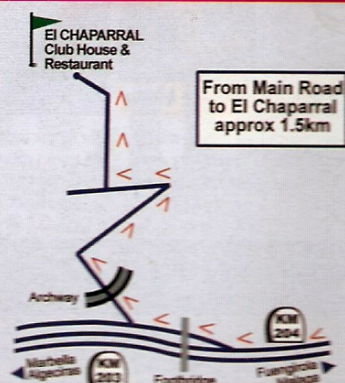
COSTA DEL SOL

GOLF GUIDE

PLUS
PLAYING TIPS,
WHERE TO EAT
AND WHAT TO SEE

FREE

Your complete guide
to all the courses





Santa Maria Golf & Country Club

This club has a well-earned place amongst the most elite golf clubs in the Costa del Sol. The 18 hole course offers players a challenging game in unparalleled surroundings with views across the course to the Mediterranean and to mountains that lie to the north.

The splendid nineteenth century clubhouse epitomises the charm and

character of the club.

The 18 hole course is not long but full of interest; each hole has its own character. Many of the tees are elevated and the views from the 10th hole to the 16th are breathtaking on a fine day.

The course is now considered to be amongst the best on the coast.

PRO'S PLAYING TIPS

Play from men's yellow medal tee. To start your round the 1st is a fairly straight forward par 4 of 289 metres. The tee shot requires clearing a small lake and avoiding the ravine that is to the left of the fairway. A short iron is needed to find the large green which is guarded by three bunkers.

The first par 3 of the round is the 7th hole, measuring 194 metres from an elevated tee. Not surprisingly, not all golfers will reach the putting surface in one shot, especially if hitting into the wind. A shot fired down the left with a slight fade should find the green although a slice will find a heavily wooded area.


Hole 11 is a spectacular par 4 right to left dog-leg measuring just 286 metres. The elevated tee is on the highest part of the course and long hitters will have to avoid running into the lake or adjacent bunker - a short iron should find a bunker-guarded green which has an attractive waterfall to the right.

Behind the 11th green and adjacent to the 12th

tee is the 'mirador', where you can take a moment to look around and enjoy the sheer beauty of the setting, with views out to the Mediterranean.

The prophetically numbered 13th is the third and last of the par 5's, measuring 466 metres. A well hit drive will easily clear the valley in front of the tee leaving the player a choice for his second shot on this long dog-leg - either a low to mid iron to play safe or open your shoulders with a fairway wood for a shorter third shot...the decision is yours, but avoid the water hazard on the right of the fairway.

The 18th, a par 4 of 345 metres, is one of the most demanding closing holes on the Coast. The view from the elevated medal tee is rather intimidating and to the immediate front and left side is a tree lined water hazard. To the right there are more trees and out of bounds lining a high bank. This hole requires a straight shot and a 'head down' steady swing is important. On finding the fairway a short or mid iron will find a large but sloping green.

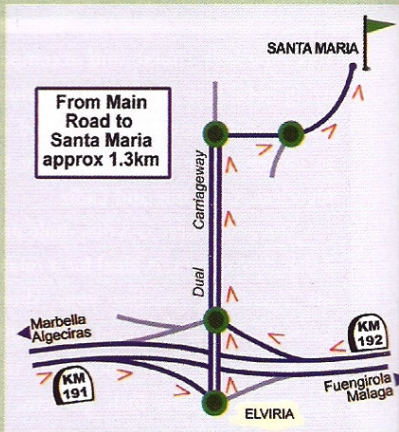


SANTA MARIA



HOW TO FIND

Same turning as for Greenlife and El Soto, about 9kms east of Marbella. The Clubhouse is 1.3kms north of the main N340 road.



Metres 5586 5325 4657

GOLF INFO

HOLES: 18

REQUIREMENTS:

Maximum handicap: men 28 and ladies 36

CONTACT:

Santa Maria Golf & Country Club

Urb. Santa Maria Golf, Elviria, 29600 Marbella, Malaga

Tel 952 831 036 Fax 952 834 797

caddy-master@santamariagolfclub.com

www.santamariagolfclub.com

FACILITIES:

• Pro shop • Trolleys • Buggies • Driving range
• Putting-greens • Tennis • Lawn bowls • Sauna

CLUBHOUSE:

An outstanding renovated *finca* with bar, lounge and restaurant facilities. A new restaurant has recently been opened overlooking the first tee. A gymnasium and snooker/billiard rooms are available to members.